







Session
5

Bible Story
Midnight Praise with Paul and Silas
Acts 16:16-40

Castle Callout
Armor Up with Salvation!

Materials

-  inexpensive hat or helmet
-  **Stay-Put Stickers**
-  colorful foam sheets with adhesive backing
-  sturdy scissors (ADULT use only)

Make-It-And-Take-It Bible Craft Helmet of Salvation

Purpose

Knights will create part of the Armor of God to help them to remember their quests from VBS.

Ages

Appropriate for younger children.

Preparation

Cut several strips from the foam sheets. Select crosses and star shapes from the bag of **Stay-Put Stickers**.

Directions



Step 1: Attach several strips of colorful foam around the hat. Start at the top middle and work down to the bottom edge of the hat.



Step 2: Attach several stars wherever you wish on the hat.



Step 3: Attach the cross in the front middle of the hat.